

Digital Painting

Most of the pictures in this gallery are digital paintings. I also paint in oils and watercolours.


I produce very limited editions of at most 20 prints from each original digital work. These use lightfast inks (Epson UltraChrome) on archive quality paper (Hahnemühle fine art papers). If carefully looked after, this combination is expected to last 75 years without significant fading.






◀ I use a stylus (graphic tablet) attached to my computer. It works like a mouse, but has finer control and also responds to pressure.

For example, pressing harder may make a bigger, or more opaque stroke. →

Digital painting has a great deal in common with 'real' painting. In the end it all comes down to putting the right colours in the right places.



There are all sorts of effects that can be applied to a digital painting. I like using various smearing and smudging tools...



Here is an example of the first few steps of a painting:

